

**Instituto de Engenharia de Sistemas e Computadores de Coimbra**  
**Institute of Systems Engineering and Computers**  
**INESC - Coimbra**

Roberto G. Pereira <sup>1</sup>, Valdir de J. Lameira <sup>2</sup>, Silvano Vergura <sup>3</sup>

**Biofuels production and consumption: a decade of comparison, from 2000 to 2010**

N.º 4

2013

ISSN: 1645-2631

Instituto de Engenharia de Sistemas e Computadores de Coimbra  
INESC - Coimbra  
Rua Antero de Quental, 199; 3000-033 Coimbra; Portugal  
[www.inescc.pt](http://www.inescc.pt)

<sup>1</sup> Federal Fluminense University, TEM/PGMEC/MSG

<sup>2</sup> Researcher at energy Economics, INESC Coimbra, Portugal

<sup>3</sup> Department of Electrotechnics, Politecnico di Bari,



# **Biofuels production and consumption: a decade of comparison, from 2000 to 2010**

Abstract. The present work describes an investigation concerning the biofuels production and consumption, from 2000 to 2010, of different regions: Asia and Oceania; Central and South America; European Union and North America. The Brazilian case is also studied. In all regions studied, the production and consumption grows significantly in this period. The production is local and adapts to agricultural inputs available for production, being an activity related to regional development. It is also observed that Europe has greater production and consumption of biodiesel, while Brazil and the U.S. have higher production and consumption of ethanol. Furthermore, biofuels increased their relevance in energy matrices around the world.

Key words: Biofuels, biodiesel, ethanol, production, consumption

## **1. INTRODUCTION**

The renewable energies play an important role in sustainability. The use of biofuels in energy generation contributes to sustainable development in view of its environmental, energetic and social-economic benefits.

Some reasons for sufficiently strengthening the program for the use of biofuels are: the variation in prices for oil, which in recent years has fluctuated between \$ 40 and 150 per barrel, the political and social pressure in order to reduce the emission of gases that cause global warming, the development of the market for carbon credits, and the possibility of strengthening the energy matrix, reducing dependence on foreign energy sources and giving relief to the trade balance with clear effects on the macroeconomics of the country.

Biodiesel and ethanol are biofuels used in the world with success, in substitution to diesel and gasoline. In general, biofuels increased their percentage share in total fuel available for consumption. Moreover, the biofuels have special features such as production near the consumption and utilization of available inputs and adapted to production regions.

This paper analyses the evolution of production and consumption of biofuels (biodiesel and ethanol) from 2000 to 2012 in different regions: Asia and Oceania; Central and South America; European Union and North America. The Brazilian case is also studied.

### **1.1. BIODIESEL**

The possibility to produce hydrocarbons from different raw material to replace the diesel makes

the definition of biodiesel a complex and legal nature. Many documents of academic nature define biodiesel as a monoalkyl ester of vegetable oil or animal fat, but official documents and international standards are more specific, defining the process by which one can obtain the ester and the characteristics that it must have to be considered biodiesel.

The regulations for biodiesel have been developed in different countries where its use is permitted. In the U.S. the standard for biodiesel is set by the technical standard ASTM D 6751, in the European Union it is related with the standard EN 14214 and in Brazil it is set in the ANP (National Petroleum Agency) resolution No. 07 from 19.03.2008.

The use of biodiesel as fuel in partial or total replacement to diesel has many advantages that have been highlighted in the literature ([1], [2], [3], [4]). The advantages in environmental, energetic and social- economic aspects can be seen below.

A. Environmental advantages of biodiesel are: greenhouse gas reductions; biodegradability; higher combustion efficiency; carbon sequestration; lower sulfur content; lower aromatic content; less toxicity.

B. Energetic advantages of biodiesel are: supply reliability; higher flash point; reducing use of fossil fuels; ready availability; renewability.

C. Social-economic advantages of biodiesel are: sustainability; fuel diversity; increased income taxes; increased investments in plant and equipment; international competitiveness; reducing the dependency on imported petroleum.

In Brazil, there are currently 65 biodiesel plants authorized by ANP to operate in the country, representing a total authorized capacity of 19947.74 m<sup>3</sup> per day. Among these 65 plants, 61 have market authorization of biodiesel produced, corresponding to 18605.25 m<sup>3</sup> per day capacity authorized for marketing [5].

There are also 10 new biodiesel plants approved for construction and 10 plants of biodiesel allowed to expand capacity. With the completion of works and subsequent authorization for operation, the total authorized capacity can be increased by 4862 m<sup>3</sup> per day [5].

Among the raw materials used to produce biodiesel in Brazil, we highlight the soybean oil (73.44%), the beef tallow (17.46%) and the cottonseed oil (5.02%). The Brazilian biodiesel production in 2011 reached 2653840 m<sup>3</sup>. Since January 2010, all diesel sold in Brazil has contained 5% biodiesel [5].

## **1.2. ETHANOL**

Ethanol is one of the most important renewable fuels contributing to the reduction of negative environmental impacts generated by the worldwide utilization of fossil fuels. Sugar cane is the most

important feedstock utilized in tropical and sub-tropical countries (including Brazil) for producing ethanol. In European countries, beet molasses are the most utilized, while in the USA corn is used [6].

Ethanol can be used net or blended with gasoline to improve vehicle performance and reduce air pollution.

The cars driving in Brazil using two types of fuel ethanol: hydrous consumed in engines designed for this purpose, and the anhydrous, which is mixed with gasoline, without harm to motors in varying proportions. Since 1990's, all gasoline sold in Brazil has contained 20-25% anhydrous ethanol fuel [5].

The Brazilian ethanol production in 2011-2012 harvest year was 22705697 m<sup>3</sup>, being 14082083 m<sup>3</sup> of hydrous ethanol and 8623614 m<sup>3</sup> of anhydrous ethanol [7].

## **2. METHODOLOGY**

This research has an exploratory nature. The aim is the investigation of the evolution of production and consumption of biofuels (biodiesel and ethanol) in different regions: Asia and Oceania; Central and South America; European Union and North America, from 2000 to 2012. The Brazilian case is also studied. In this research a central question is whether the production has characteristics linked to regional development or whether there are large generators and consumers involving multilateral trades.

The data were obtained from the U. S. Energy Information Administration site [8], from the period of 2000 to 2010.

## **3. RESULTS AND DISCUSSION**

Figure 1 shows the total biofuels production from 2000 to 2010. As we can see in all regions studied, the production grows significantly. In 2000, the highest production occurred in the Central and South American region (185.13 thousand barrels per day). In 2010, the highest production occurred in the North American region (914.42 thousand barrels per day). In Brazil the biofuels production increased 186.7%, from 183.89 to 527.32 thousand barrels per day, in the period from 2000 to 2010. In the Euro region (EU-27), the biofuels production increased 1357.1%, from 17.10 to 249.16 thousand barrels per day, in the period from 2000 to 2010. In 2010, the Brazilian biofuels production represented 28.5% of the global production while the Euro region was 13.5%.

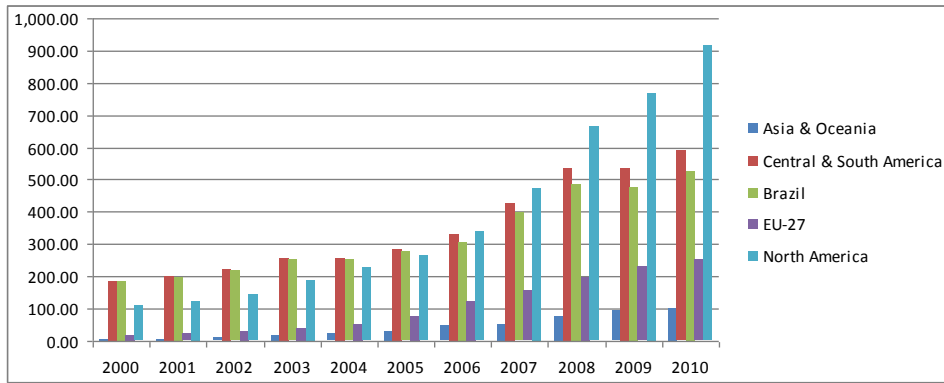


Fig. 1: Total Biofuels Production (thousand barrels per day) from 2000 to 2010

In 2000, the biodiesel (Fig. 2) was produced only in the Euro region (15.10 thousand barrels per day) and in the Central and South American region (0.10 thousand barrels per day). In 2010, the highest production occurred in the Euro region (183.76 thousand barrels per day). In Brazil, the biodiesel production in 2005 was 0.01 thousand barrels per day, reaching 41.31 thousand barrels per day in 2010. In 2010, the Brazilian biodiesel production represented 12.4% of global production while the Euro region was 55.2%.

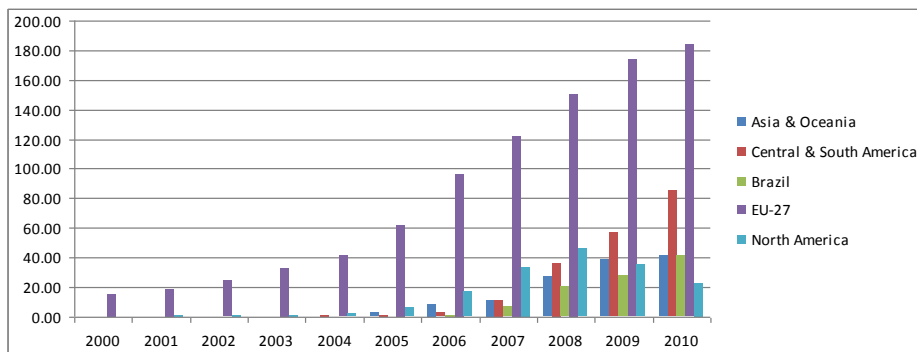


Fig. 2: Biodiesel Production (thousand barrels per day) from 2000 to 2010

Figure 3 shows the total ethanol production from 2000 to 2010. In 2000, the highest production occurred in the Central and South American region (185.03 thousand barrels per day). In 2010, the highest production occurred in the North American region (891.74 thousand barrels per day). In Brazil the ethanol production increased 164.3% from 183.89 to 486.01 thousand barrels per day, in the period from 2000 to 2010. In the Euro region (EU-27), the ethanol production increased 3170%, from 2 to 65.4 thousand barrels per day, in the period of 2000 to 2010. In 2010, the Brazilian ethanol production represented 32% of global production while the Euro region was 4.3%.

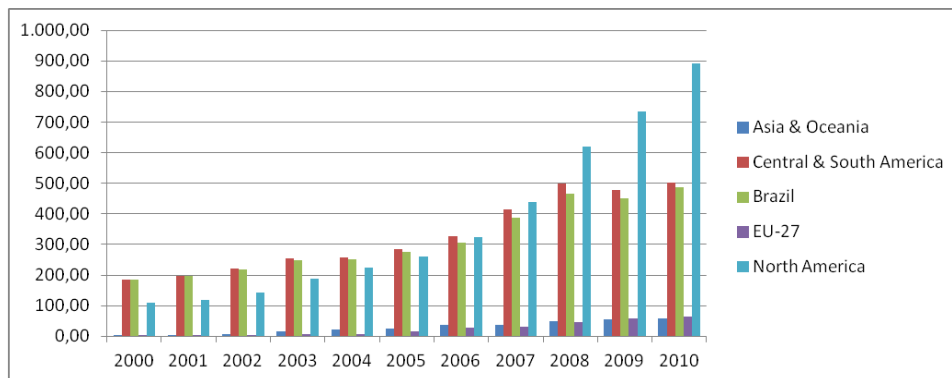


Fig. 3: Ethanol Production (thousand barrels per day) from 2000 to 2010

The total biofuels consumption, from 2000 to 2010, is shown in Figure 4. The highest consumption, in 2000, occurred in the Central and South American region (168.09 thousand barrels per day). In 2010, the highest consumption occurred in the North American region (888.30 thousand barrels per day). In Brazil, the biofuels consumption increased 154.3% from 166.85 to 424.34 thousand barrels per day, in the period of 2000 to 2010. In Euro region (EU-27), the biofuels consumption increased 1901.6%, from 16.30 to 326.27 thousand barrels per day, in the period of 2000 to 2010. The Brazilian biofuels consumption, in 2010, represented 24.1% of global production, while the Euro region was 18.5%.

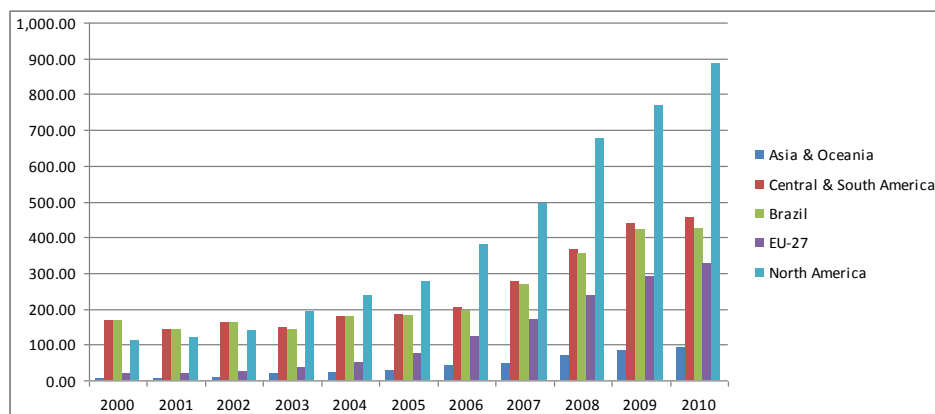


Fig. 4: Total Biofuels Consumption (thousand barrels per day) from 2000 to 2010

The biodiesel consumption (Fig. 5), in 2000, occurred only in the Euro region (14.30 thousand barrels per day) and in the Central and South American region (0.10 thousand barrels per day). The highest consumption, in 2010, occurred in the Euro region (229.35 thousand barrels per day). In Brazil, the biodiesel consumption in 2005 was 0.06 thousand barrels per day, reaching 42.43 thousand barrels per day in 2010. The Brazilian biodiesel consumption in 2010 represented 12.3% of global consumption, while the Euro region was 66.6%.

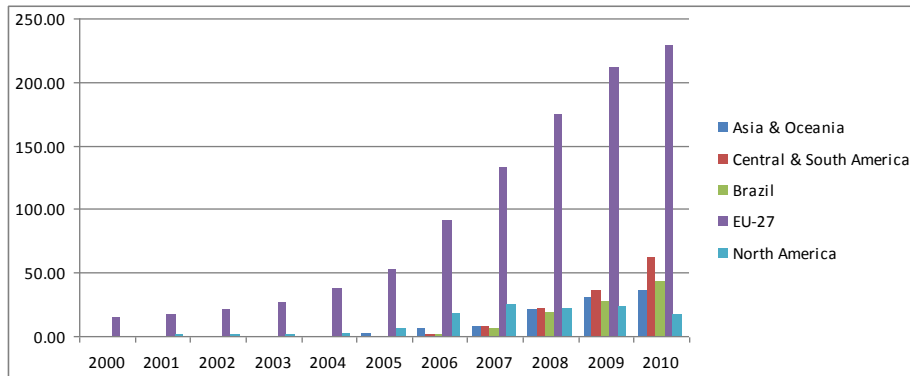


Fig. 5: Biodiesel Consumption (thousand barrels per day) from 2000 to 2010

Figure 6 shows the total ethanol consumption from 2000 to 2010. The highest consumption, in 2000, occurred in the Central and South American region (165.85 thousand barrels per day). In 2010, the highest consumption occurred in the North American region (871.08 thousand barrels per day). In Brazil, the ethanol consumption increased 128.9%, from 166.85 to 381.91 thousand barrels per day, in the period of 2000 to 2010. In the Euro region (EU-27), the ethanol consumption increased 4746%, from 2 to 96.92 thousand barrels per day, in the period from 2000 to 2010. The Brazilian ethanol consumption, in 2010, represented 26.9% of global production, while the Euro region was 6.8%.

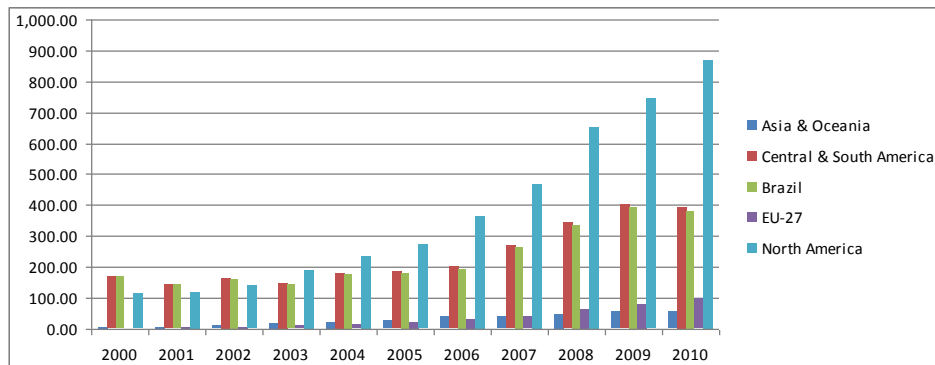


Fig. 6: Ethanol Consumption (thousand barrels per day) from 2000 to 2010

#### 4. CONCLUSION

Energy demand has grown significantly at the end of the first decade of this century as a result of a very large growth of the global economy. It seems reasonable to say that the growth of energy demand was so high that it would be difficult to meet this demand, as shown in Figures 1 (production) and 4 (consumption).

Looking at the numbers, it is observed that Europe has greater production and consumption of biodiesel, while Brazil and the U.S. have higher production and consumption of ethanol. It is also possible to observe that there were no large gaps between production and consumption of biofuels, which demonstrates that the production is close to where this fuel will be consumed.

It is possible to conclude that the increasing quest for clean energy and the increase of knowledge and development of new and more efficient technologies encourage the production and consumption of biofuels as an important source of energy to compose an increasingly important part of the energy supply from our societies around the world.

Analyzing the data of production and consumption it can be concluded that the tendency for the future is a situation close to balance between them. Still one can conclude that the production fits local farming availabilities.

In the case of Brazil, where soybean oil represents 79.47% of the raw material used to produce biodiesel, it is recommended to enhance the contribution of other raw materials (beef tallow, chicken tallow, pig tallow, cottonseed oil, palm oil, sunflower oil, peanut oil etc) in view of the great diversity of oilseeds and animals tallow in Brazil. Furthermore, it is very important to enhance the participation of family farming in the vegetable oil production, reaching the social aspect of the Biodiesel National Program.

Concerning the production and use of ethanol, it is worthwhile to emphasize the success of the Brazilian Program, contributing to the reduction of negative environmental impacts generated by the use of fossil fuels. In fact, in Brazil great part of the cars are flex being possible to use ethanol, gasoline and blends of ethanol and gasoline as fuel. Also, the gasoline sold in Brazil contains 20-25% anhydrous ethanol.

In a general view, an increase in the production and use of biofuels (ethanol and biodiesel)



is observed in the world leading to a more sustainable development.

## REFERENCES

[1] Demirbas, A., Biofuels securing the planet's future energy needs", in Energy Conversion and Management, Vol. 50 (9), 2009, pp. 2239-2249.

[2] Pereira, R.G., Oliveira, C.D., Oliveira, J.L., Oliveira, P.C.P., Fellows, C.E., Piamba, O.E., "Exhaust emissions and electric energy generation in a stationary engine using blends of diesel and soybean biodiesel", in Renewable Energy, Vol. 32 (14), 2007, pp. 2453-2460.

[3] Pereira, R.G., Tulcan, O.E.P., Lameira, V.J., Santo Filho, D.M.E., Andrade, E.T., "Use of soybean oil in energy generation", in: Krezhova, D. (Ed.), *Recent trends for enhancing the diversity and quality of soybean products*. InTech Publishing, Rijeka, Croatia, 2011, pp. 301-320.

[4] Pereira, R.G., Tulcan, O.E.P., Fellows, C.E., Lameira, V.J., Quelhas, O.L.G., Aguiar, M.E., Santo Filho, D.M.E., "Sustainability and mitigation of greenhouse gases using ethyl beef tallow biodiesel in energy generation", in Journal of Cleaner Production, 29-30, 2012, pp. 269-276.

[5] ANP, "Monthly Bulletin of Biodiesel - October 2012", National Agency of Petroleum, Natural Gas and Biofuels (in Portuguese), 2012, available at [www.anp.gov.br/?id=472](http://www.anp.gov.br/?id=472) (accessed 14.12.12).

[6] Cardona, C.A., Sánchez, O.J., "Fuel ethanol production: Process design trends and integration opportunities", in Bioresource Technology 98, 2007, pp. 2415–2457

[7] MAPA, 2012, Ministry of Agriculture, Livestock and Supply (in Portuguese), available at [http://www.agricultura.gov.br/arq\\_editor/file/Desenvolvimento\\_Sustentavel/Agroenergia/estatisticas/producao/AGOSTO\\_2012/06\\_%20prod\\_etanol\\_tipo.pdf](http://www.agricultura.gov.br/arq_editor/file/Desenvolvimento_Sustentavel/Agroenergia/estatisticas/producao/AGOSTO_2012/06_%20prod_etanol_tipo.pdf) (accessed 16.09.12).

[8] EIA, 2012, U. S. Energy Information Administration available at [www.eia.gov/contries/data/cfm](http://www.eia.gov/contries/data/cfm), (accessed 09.08.12)